



ERGO

ERGO is the LED luminaire for indoor use in the **industrial, commercial or sport fields**, with single-lens polycarbonate optics for a precise direction of the luminous flux and a wide range of accessories for **ceiling, suspension, wall or recessed application**.

ERGO is designed with the objectives of energy saving, zero maintenance and pollution reduction, thanks to the controlled CO2 emissions. Equipped with built-in driver and power supply cable, it is already set up with twin circuit wiring as standard.

ID 02









esse-ci




FEATURES

-  Direct emission
-  UGR <22
-  IP 65 indoor
-  IK 08; 10
-  -25° / +45°



LED

-  3000K/4000K
-  >142 lm/W
-  CRI >90
-  Eye safety: RGO/RG1
-  Mac Adams 3
-  L80/B10 >50.000h

CERTIFICATIONS

-  EEA Conformity
-  Energy efficiency
-  18032-3 (versione GP)
-  5 years warranty

ON REQUEST

-  DALI - code D
-  Bluetooth - code BT*
-  Emergency 1 hr - code EM
Emergency 3 hrs - code EM3R*
-  5000K - code K5*

SPECIFICATIONS

Built-in driver.
Polycarbonate lens:
concentrating, diffusing,
elliptical or with protective grid.

BODY

Aluminum.
End caps in die-cast aluminum.

COLORS

Black RAL 9005
White RAL 9003 - code B

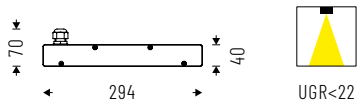
* Where available

ERGO^{PC}

Accessories on page 255. **IP 65** **IK08**

Polycarbonate lens, symmetrical light distribution.

Equipped with 2000mm long cable.



Cod. 4000K	W	lm	L mm
02PC86K465	86W	12190	317
02PC105K465	105W	14329	317
02PC125K465	125W	16068	317
02PC172K465	172W	23913	627
02PC210K465	210W	28171	627
02PC252K465	252W	31681	627

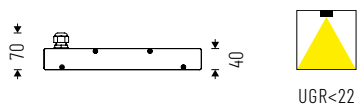
Cod. 3000K	W	lm	L mm
02PC86K365	86W	11459	317
02PC105K365	105W	13469	317
02PC125K365	125W	15103	317
02PC172K365	172W	22478	627
02PC210K365	210W	26481	627
02PC252K365	252W	29780	627

ERGO^{DS}

Accessories on page 255. **IP 65** **IK08**

Polycarbonate lens, wide diffused symmetrical light distribution.

Equipped with 2000mm long cable.



Cod. 4000K	W	lm	L mm
02DS86K465	86W	10439	317
02DS105K465	105W	12314	317
02DS125K465	125W	14061	317
02DS172K465	172W	20830	627
02DS210K465	210W	24247	627
02DS252K465	252W	27691	627

Cod. 3000K	W	lm	L mm
02DS86K365	86W	9812	317
02DS105K365	105W	11576	317
02DS125K365	125W	13217	317
02DS172K365	172W	19580	627
02DS210K365	210W	22792	627
02DS252K365	252W	26030	627

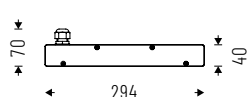
ERGO^{EL}

Accessories on page 5.

IP 65 IK08

Polycarbonate lens, elliptical light distribution.

Equipped with 2000mm long cable.



UGR<22



Cod. 4000K	W	lm	L mm
02EL86K465	86W	10943	317
02EL105K465	105W	12671	317
02EL125K465	125W	14531	317
02EL172K465	172W	21543	627
02EL210K465	210W	25683	627
02EL252K465	252W	28626	627

Cod. 3000K	W	lm	L mm
02EL86K365	86W	10286	317
02EL105K365	105W	11911	317
02EL125K365	125W	13660	317
02EL172K365	172W	20250	627
02EL210K365	210W	24142	627
02EL252K365	252W	26909	627

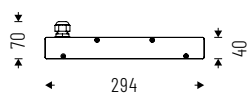
ERGO^{GP}

Accessories on page 5.

IP 65 IK10

Polycarbonate lens with additional protection grid, symmetrical light distribution

Equipped with 2000mm long cable.



UGR<22



Cod. 4000K	W	lm	L mm
02GP86K465	86W	9237	317
02GP105K465	105W	11028	317
02GP125K465	125W	12502	317
02GP172K465	172W	18394	627
02GP210K465	210W	21820	627
02GP252K465	252W	25069	627

Cod. 3000K	W	lm	L mm
02GP86K365	86W	8682	317
02GP105K365	105W	10366	317
02GP125K365	125W	11751	317
02GP172K365	172W	17290	627
02GP210K365	210W	20510	627
02GP252K365	252W	23563	627

ACCESSORIES



Single wire adjustable suspension kit. 1500mm / 3000mm.

02AA13
02AA1330



Brackets for busbar.

02AA14BS



Bracket for wall installation.

02AA15 - L. 317mm
02AA15252 - L. 627mm



Housing for recessed installation.

02AA17 - L. 317mm
02AA172M - L. 627mm